

# JAMMU & KASHMIR

PARADISE ON EARTH

**IBEF**



INDIA BRAND EQUITY FOUNDATION

[www.ibef.org](http://www.ibef.org)



**JANUARY 2017**

For updated information, please visit [www.ibef.org](http://www.ibef.org)

# JAMMU & KASHMIR

PARADISE ON EARTH



## CONTENTS

- ❖ [Executive Summary .....3](#)
- ❖ [Advantage J&K .....5](#)
- ❖ [Jammu & Kashmir Vision.....6](#)
- ❖ [Jammu & Kashmir – An Introduction .....7](#)
- ❖ [Annual State Budget 2015–16.....18](#)
- ❖ [Infrastructure Status .....20](#)
- ❖ [Business Opportunities .....39](#)
- ❖ [Doing Business in Jammu & Kashmir ...64](#)
- ❖ [State Acts & Policies .....65](#)



## EXECUTIVE SUMMARY ... (1/2)

### Strong tourism sector

- Jammu & Kashmir (J&K) is a global tourist destination. In addition to traditional recreational tourism, a vast scope exists for adventure, pilgrimage, spiritual, and health tourism.

### Leader in agro-based industry

- A vast natural resource base has enabled J&K to develop land for cultivating major fruits. The state's share in the overall apple production in India increased from 65.97% in 2013-14 to 69.15% in 2015-16, with the overall production of apples in the state reaching around 2 million MT in 2015-16.

### Strong horticulture sector

- With varied agro-climatic conditions, the scope for horticulture is significantly high in the state. There is considerable scope for increasing the horticulture produce, which is exported.

### Vibrant floriculture sector

- J&K has an ideal climate for floriculture and an enormous assortment of flora and fauna.
- The state has Asia's largest tulip garden.
- The state recorded production of 38.76 thousand metric tonnes of flowers during 2015-16, of which 27.21 thousand metric tonnes were loose flowers and 11.55 thousand metric tonnes were cut flowers.

Source: Ministry of Tourism, Ministry of Agriculture



## EXECUTIVE SUMMARY ... (2/2)

### Lowest power tariffs

- The average rate of electricity for industrial consumers in J&K ranges from US\$ 0.05–0.086, while that for commercial consumers ranges from US\$ 0.05–0.06; these rates are relatively lower than those in most other Indian states.

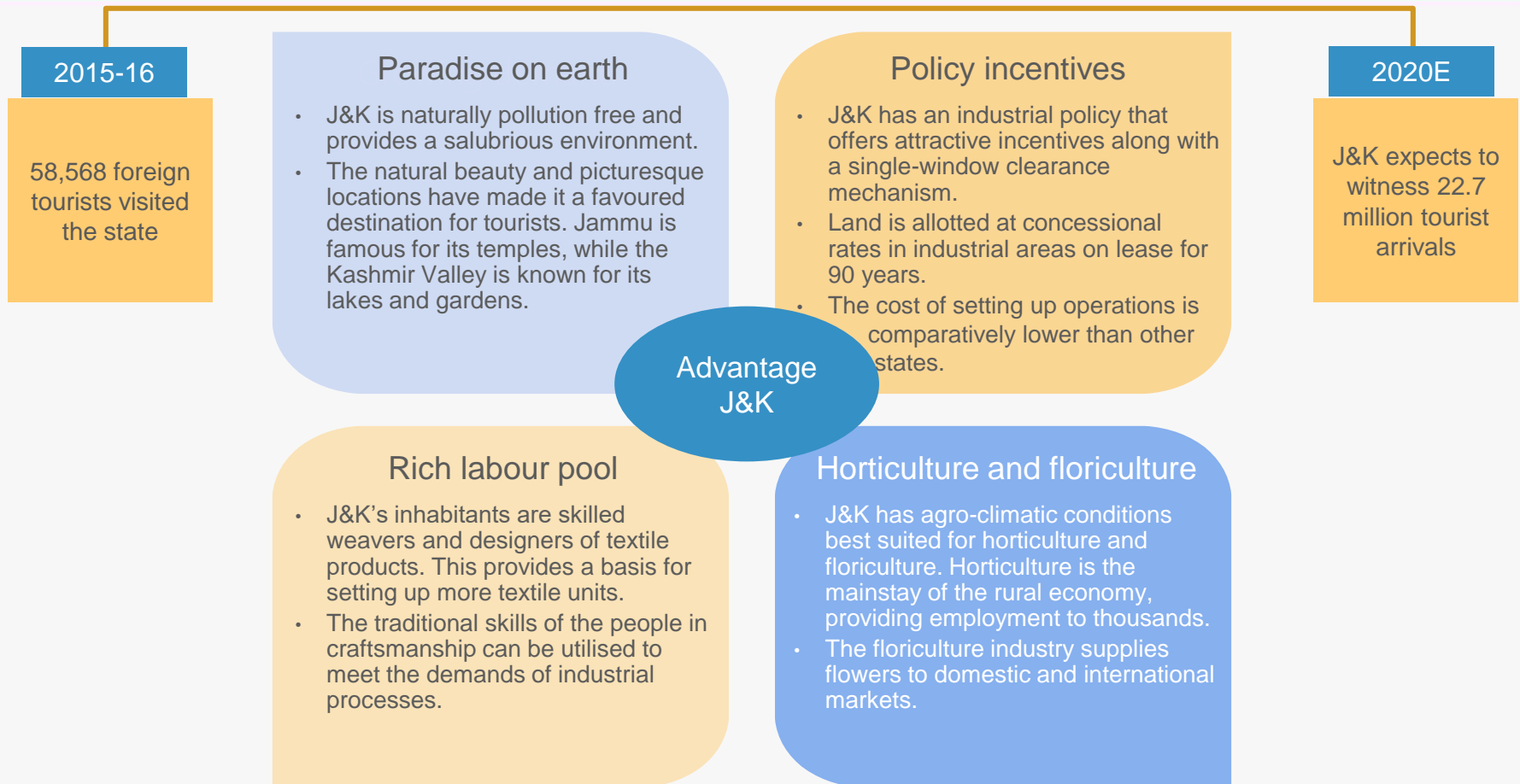
### World famous handicrafts industry

- Over the years, handicrafts industry of the state witnessed huge growth. A total of US\$ 0.086 million in funds were released under the handicraft schemes in J&K during 2015-16 (up to November 2015).

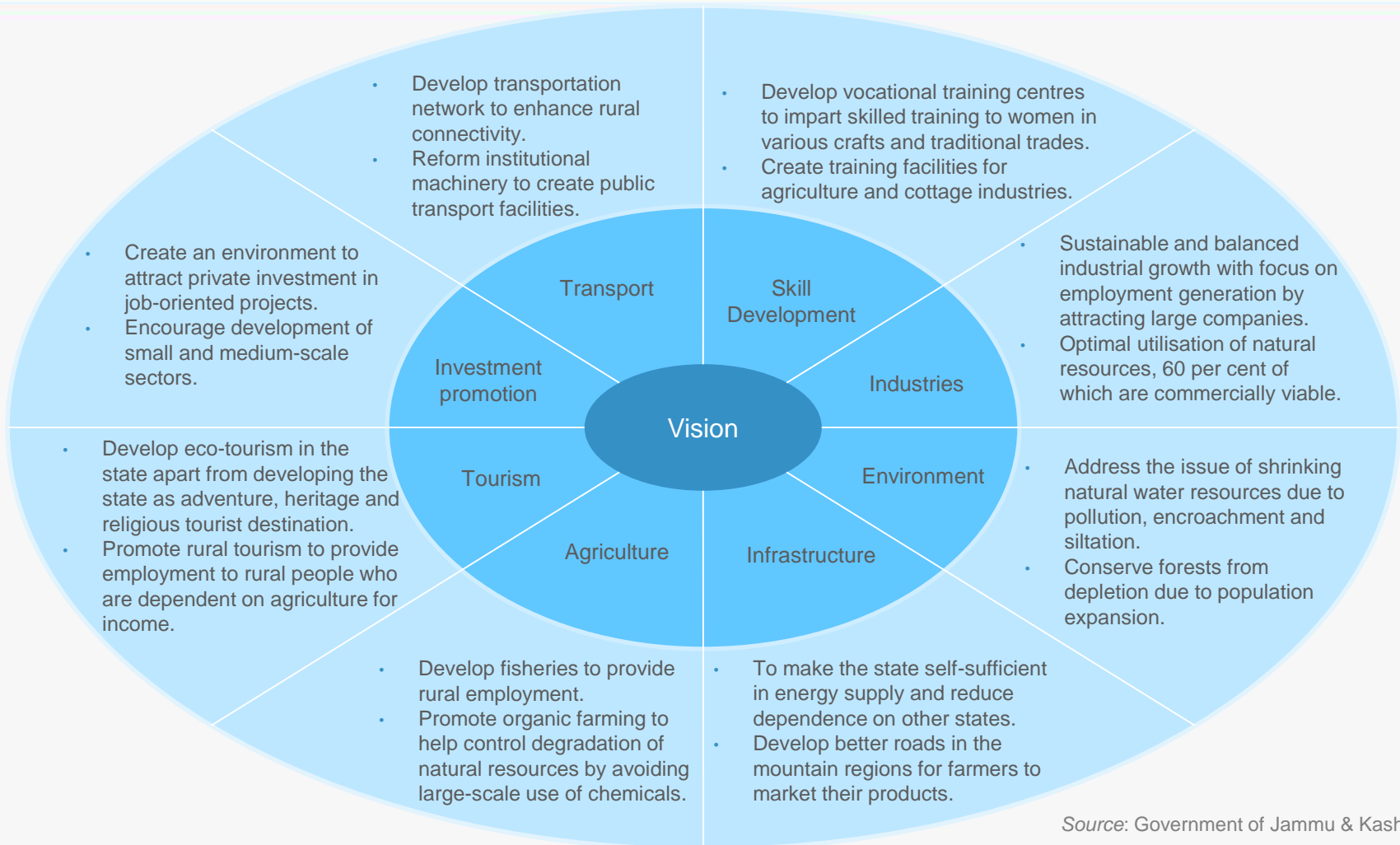
Source: Central Electricity Authority, Ministry of Textiles



## ADVANTAGE JAMMU & KASHMIR



## JAMMU & KASHMIR VISION



Source: Government of Jammu & Kashmir

## JAMMU & KASHMIR FACT FILE



Source: Maps of India

- Jammu & Kashmir is the northernmost state of India. The state shares borders with Himachal Pradesh and Punjab, and the neighbouring countries of Pakistan, China and Afghanistan. J&K consists of three regions: Jammu, the Kashmir Valley and Ladakh. The important cities and towns are: Jammu, Srinagar, Gulmarg, Pahalgam, Leh and Udhampur
- The climate of J&K varies considerably with its topography. The climate is primarily temperate. Jammu is known as the winter capital of the state while Srinagar is known as the summer capital.

- Urdu, Kashmiri and Dogri are J&K's official languages; Hindi, Pahari and Ladakhi are also spoken in some parts of the state.
- Important rivers flowing through J&K include the Indus, the Chenab, the Jhelum, the Tawi and the Ravi.

Parameters	Jammu & Kashmir
Capital cities	Summer capital – Srinagar Winter capital – Jammu
Geographical area (sq km)	222,236
Administrative districts (No)	22
Population density (persons per sq km)	124
Total population (million)	12.5
Male population (million)	6.6
Female population (million)	5.9
Sex ratio (females per 1,000 males)	889
Literacy rate (%)	68.74

Source: Planning & Development Department, Government of Jammu & Kashmir, Census 2011



## JAMMU & KASHMIR IN FIGURES ... (1/2)

Parameter	Jammu & Kashmir	All states	Source
<b>Economy</b>	<b>2015-16</b>	<b>2015-16</b>	
GSDP as a percentage of all state's GSDP	0.86	100.0	Directorate of Economics & Statistics of Jammu & Kashmir, Central Statistics Office
GSDP Annual growth rate (%)	13.03	8.64	Directorate of Economics & Statistics of Jammu & Kashmir, Central Statistics Office
Per capita GSDP (US\$)	1,418	1,546	Directorate of Economics & Statistics of Jammu & Kashmir, Central Statistics Office
<b>Physical Infrastructure</b>			
Installed power capacity (MW)	3,142.34	304,505.75	Central Electricity Authority, as of June 2016
Wireless subscribers (No)	9,874,567	1,033,157,014	Telecom Regulatory Authority of India, as of May 2016
Internet subscribers (No)	3,590,000	334,340,000	Telecom Regulatory Authority of India, as of January 2016
National Highway length (km)	2,593.00	100,087.08	NHAI & Roads and Building Department
Airports (No)	3	125	Airports Authority of India

## JAMMU & KASHMIR IN FIGURES ... (2/2)

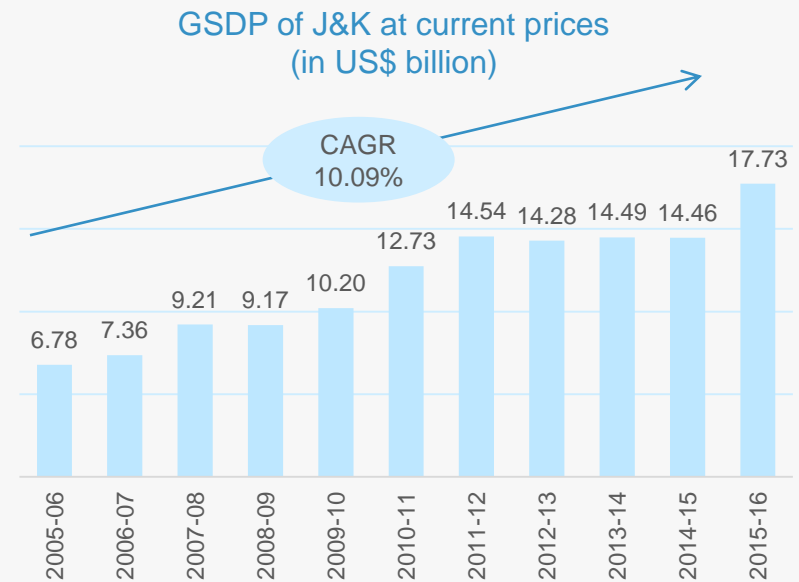
Parameter	Jammu & Kashmir	All states	Source
Social Indicators			
Literacy rate (%)	68.74	73.0	Census 2011
Birth rate (per 1,000 population)	17.5	21.6	SRS Bulletin
Investments			
FDI equity inflows (US\$ billion)	0.006	288.63	Department of Industrial Policy & Promotion, April 2000 to March 2016
Industrial Infrastructure			
PPP projects under construction	6	1,246 <sup>1</sup>	DEA, Ministry of Finance, Government of India, July 2016

PPP: Public -Private Partnership, SRS: Sample Registration System,  
<sup>1</sup>completed & operational



## ECONOMIC SNAPSHOT – GSDP

- \* At current prices, total GSDP\* of J&K stood at around US\$ 17.73 billion in 2015-16.
- \* The state's GSDP grew at a CAGR of 10.09 per cent, during 2005-06 to 2015-16.

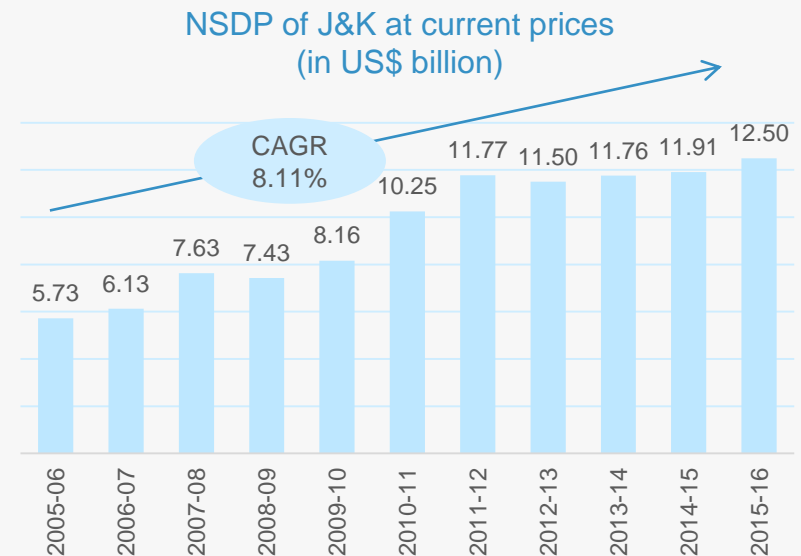


Source: Directorate of Economics & Statistics of Jammu & Kashmir, Central Statistics Office  
GSDP\* -State Budget 2016-17



## ECONOMIC SNAPSHOT – NSDP

- \* In 2015-16, J&K's NSDP<sup>#</sup> stood at around US\$ 12.5 billion.
- \* The state's NSDP increased at a CAGR of 8.11% from 2005-06 to 2015-16.

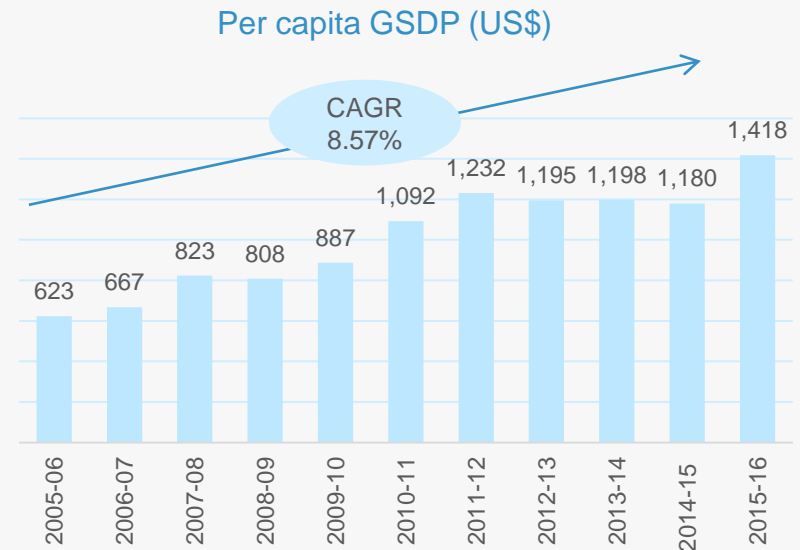


Source: Directorate of Economics & Statistics of Jammu & Kashmir,  
Central Statistics Office  
NSDP\* -State Budget 2016-17



## ECONOMIC SNAPSHOT – PER CAPITA GSDP

- \* J&K's per capita GSDP^ in 2015-16 was at around US\$ 1,418, in comparison with US\$ 623 in 2005-06.
- \* The per capita GSDP increased at an average rate of 8.57% between 2005-06 and 2015-16.

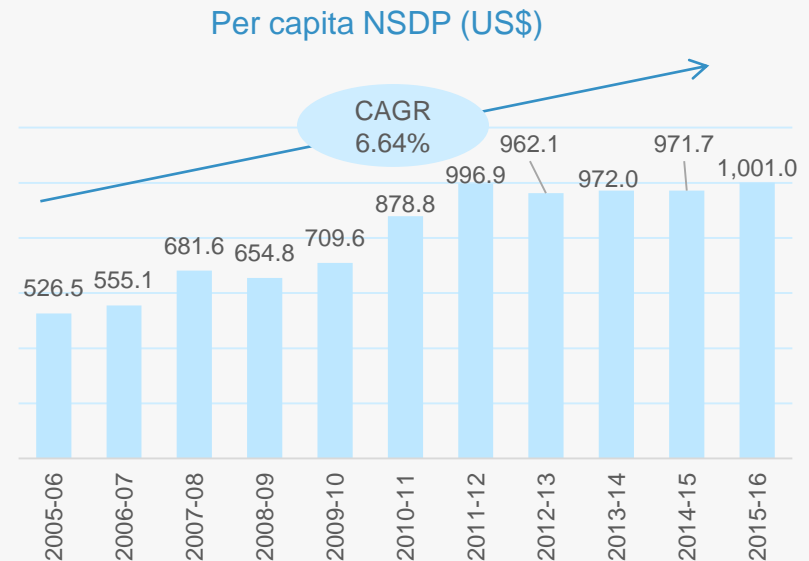


Source: Directorate of Economics & Statistics of Jammu & Kashmir, Central Statistics Office  
Per Capita GSDP^ - calculated using GSDP million US\$/Population in million



## ECONOMIC SNAPSHOT – PER CAPITA NSDP

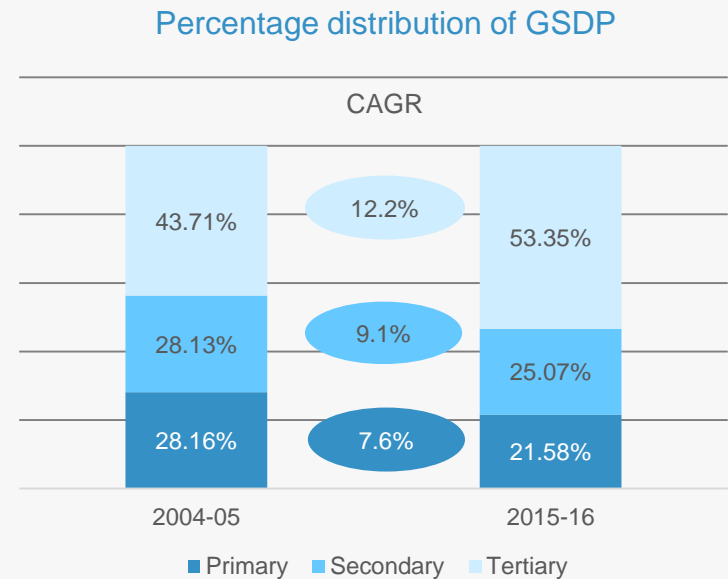
- \* J&K's per capita NSDP<sup>&</sup> in 2015-16 was US\$ 1,001 as against US\$ 526.5 in 2005-06.
- \* The per capita NSDP of J&K increased at a CAGR of 6.64 per cent between 2005-06 and 2015-16.



Source: Directorate of Economics & Statistics of Jammu & Kashmir, Central Statistics Office  
per capita NSDP<sup>&</sup> - Geometric mean of YoY calculation from 2004-05 to 2014-15

## ECONOMIC SNAPSHOT – PERCENTAGE DISTRIBUTION OF GSDP

- \* At current prices, the tertiary sector<sup>u</sup> contributed 53.35% to J&K's GSDP in 2015-16, followed by the secondary<sup>u</sup> (25.07%) and primary<sup>u</sup> (21.58%) sectors.
- \* The tertiary sector witnessed fastest growth among the three sectors, during 2004-05 to 2015-16, witnessing growth at a CAGR of 12.2%. The growth was driven by trade, hotels, real estate, finance, insurance, communications, transport and other services.
- \* The secondary sector expanded at a CAGR of 9.1% from 2004-05 to 2015-16, driven by manufacturing, construction, electricity, gas and water supply.
- \* The primary sector increased at a CAGR of 7.6% between 2004-05 and 2015-16.



Source: Directorate of Economics & Statistics of Jammu & Kashmir, Central Statistics Office  
Sector-wise %share of GSDP<sup>u</sup> -Geometric mean of YoY calculation from 2004-05 to 2014-15

## ECONOMIC SNAPSHOT – AGRICULTURAL PRODUCTION

- \* The Kashmir region is known for its horticulture industry. The industry plays a vital role in the state's economic development. In 2015-16, total production of fruits in the state stood at around 2.57 million metric tonnes.
- \* The state is a leading producer of apples and walnuts; the total apple production, in 2015-16, stood at around 2.00 million metric tonnes.
- \* Wood from Kashmir willows is used to make cricket bats. Moreover, Kashmiri saffron is renowned globally and generates export revenues for the state.
- \* Rice, maize and wheat are the major cereals produced in the state. In 2015-16, J&K's total food grain production stood at 1.41 million tonnes.
- \* In the state budget 2016-17, the revenue expenditure proposed by the state government for agriculture sector and allied activities is US\$ 338.6 million.
- \* During 2015-16, the cumulative expenditure earned by the Horticulture Department of the state's Kashmir Division was recorded to be US\$ 32.6 million.
- \* During 2016-17, an amount of US\$ 290.25 thousand was released for implementing the approved components of Mission of Integrated Development of Horticulture (MIDH) Scheme in Jammu division.

- \* On November 2, 2015, the district wise extension plan for 2015-16 was approved by the state government under the centrally sponsored scheme of "support to state extension programme for extension reforms" Submission on Agriculture Extension (SMAE) ATMA scheme.

Crop	Annual production in 2015-16 ('000 tonnes)
Apple	2,003
Rice	416.1
Honey	1.20
Wheat	491.9
Spices	1.01
Onion	65.27
Total pulses	8.90
Total oilseeds	1.9
Vegetable	1,386.37

Source: Economic Survey of J&K, 2014-15  
State Budget 2016-17

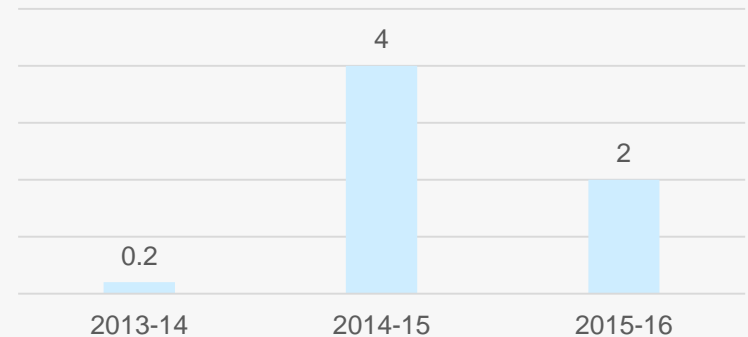
Department of Horticulture, Government of Jammu and Kashmir



## ECONOMIC SNAPSHOT – INVESTMENTS

- \* According to the DIPP, cumulative FDI inflows, during April 2000 to March 2016, were valued at US\$ 6 million.
- \* The electricity and services sectors are the major contributors in the economic growth of the state.
- \* Moreover, due to the state being mineral rich, there exist numerous business opportunities in various sectors - mainly, agriculture, handloom, handicrafts, etc.
- \* The cabinet approved US\$ 305.53 million package for refugees from Pakistan-occupied Kashmir. The financial aid will be provided to 36,384 families, who are mostly living in Jammu region, after their displacement from PoK post-independence.

FDI equity inflows, 2013-14 to 2015-16  
(US\$ million)



Source: Department of Industrial Policy & Promotion

## ECONOMIC SNAPSHOT – JAMMU & KASHMIR EXPORT TRENDS

- \* J&K exports superior quality carpets, embroiderical clothes, woolen shawls and other valuable crafts. In addition to this, the handicraft sector also contributes considerably towards accumulating foreign exchange earnings.
- \* Such craft products being produced in the state in addition with the crewel, namda, wood carving, papier-mâché, jewelry, kani shawls and chain stich, have a significant share in the overall production and exports of the state.
- \* With an increase in the agricultural production in 2014-15, exports from the state stood at US\$ 746.52 million, in value terms.
- \* The state is a major exporter of walnut & its international market share is about 7%.
- \* Export of fruits from the state, has occupied a prominent place in its trade but it is showing a fluctuating trend over the years.
- \* The total volume of fruits exported during the financial year 2014-15 (ending November 2014) was 0.68 million MT, which was comparatively less from the previous year. The reason behind such low growth is considered to be the introduction of Market Intervention Scheme (MIS), under which “C” grade apples are procured at a support price of US\$ 10 cents per kg. for processing into juice concentrates in the locally established juice processing units.
- \* Apple export worth US\$ 750 million is expected during 2014-15 as against US\$ 833.3 million during 2013-14.
- \* The tourism sector has also been a source of employment generation in the state since the sector has the capacity to create direct and indirect large scale employment for different sections.

Source: Planning and Development Department, Government of Jammu and Kashmir.



## ANNUAL BUDGET 2016-17 ... (1/2)

- \* General Highlights of Jammu and Kashmir Budget 2016-17:
  - \* Total expenditure: US\$ 9,879.16 million
  - \* Capital expenditure: US\$ 3,008.55 million.
  - \* Total receipts: US\$ 9,422.70 million
  - \* Revenue receipts: US\$ 7,861.28 million.
  - \* Capital receipts: US\$ 1,561.41 million
  - \* Own tax revenue estimated at: US\$ 1,408.49 million
  - \* Share of Central Taxes up at: US\$ 1,451.26 million.
  - \* Revenue expenditure (RE) including security related expenditure (SRE) to touch US\$ 6,870.60 million
  - \* The amount of US\$ 1,654.59 million for the revenue deficit grants.
  - \* Centrally sponsored scheme: US\$ 1,355.94 million.
  - \* Prime Ministers Development programme: US\$ 916.59 million.
  - \* Under the new pension scheme, an amount of US\$ 34.52 million for 10 per cent employer's salary.
  - \* District sector capital expenditure: US\$ 151.54 million.

Source: Government of Jammu & Kashmir, Department of Finance  
State Budget 2016-17,



## ANNUAL BUDGET 2016-17 ... (2/2)

### \* Social Infrastructure:

- \* Revenue expenditure of US\$ 338.60 million proposed for Agriculture and Allied Activities in the state.
- \* Revenue expenditure of US\$ 88.77 million for irrigation and flood control sector.
- \* Revenue expenditure of US\$ 18.47 million for the tourism sector.
- \* Revenue expenditure of US\$ 59.36 million proposed for the industries and minerals department.
- \* Revenue expenditure of US\$ 5.93 million and US\$ 17.90 million for the science, technology & environment and transport sectors.
- \* US\$ 84.02 million has been approved for meeting expenditure under grants-in- aid towards security related expenditure of Jammu and Kashmir.



## PHYSICAL INFRASTRUCTURE – ROADS AND ROPEWAYS ... (1/4)



- \* The total road length in J&K is about 37,024 km. The central Government has attached high priority to developing and upgrading J&K's road network.
- \* In September 2015, 2 projects were awarded to the state under EPC (engineering, procurement, construction). One project is related to four-laning of Ramban-Banihal section of NH-1A, at an estimated cost of US\$ 331.29 million, while the other project is for four laning of Udhampur-Ramban section of NH-1A, at an estimated cost of US\$ 326.45 million.

- \* With a construction period of around 42 months, the major project of four laning of Ramban-Banihal section of NH-44 was secured by HCC (Hindustan Construction Company) in 2015-16, at a cost of US\$ 272.38 million. Prime Minister Narendra Modi laid the foundation stone for the same project during 2015-16.
- \* In addition to this project, HCC will also take up new project of an access road tunnel to Sawalkote Hydroelectric Power Project. Moreover, various projects that are in progress in the state include the construction of T48 and T49 tunnels from Dharam to Qazikund.
- \* The JKSRTC provides public transportation in the state.

Road type	Road length (km)
National highways	2,593
State highways	79
Total road length	37,024

Source: Ministry of Road Transport & Highways

NHAI - National Highways Authority of India,

JKSRTC - Jammu & Kashmir State Road Transport Corporation



## PHYSICAL INFRASTRUCTURE – ROADS AND ROPEWAYS ... (2/4)

- \* In an effort to boost tourism in three regions, J&K's Government is planning to construct several ropeways in the state.
- \* Several new projects, such as cable car projects from Peerkho to Mahamaya, Mahamaya to Shahabad in Bahu Fort and one at Patnitop, are in the pipeline. These projects are expected to be completed in next 2 years.
- \* The State Cable Car Corporation has approved the installation of passenger ropeways, which would facilitate the movement of tourists across the Tawi River.
- \* The Banihal–Qazigund tunnel and Chenani–Nashri tunnel projects, which are at operational stage till 2015 and likely to be completed in 2016, would reduce the distance between Jammu and Srinagar. The Chenani–Nashri tunnel will be the longest tunnel in the country when completed in 2016.
- \* The Government is planning to build two highways in order to provide all-weather connectivity from Jammu to the Kashmir valley. The first project of four-laning of Ramban-Banihal section of National Highway-1A (now NH-44) in Jammu & Kashmir will cost US\$ 271 million.
- \* Another project is related to four-laning of Udhampur- Ramban section of National Highway. The 40.07-km road project will cost US\$ 293 million.

*Source: Economic Survey of J&K, 2014-15*



## PHYSICAL INFRASTRUCTURE – ROADS AND ROPEWAYS ... (3/4)

- \* The following are some of the major initiatives proposed for 2015-16:
  - \* In 2014-15, the Union Minister for Rural Development, Sanitation, Drinking Water & Panchayat Raj, has approved 28 rural road projects worth US\$ 73 million for building roads in Leh and Kargil districts in Ladakh region of Jammu and Kashmir under the Pradhan Mantri Gram Sadak Yojna (PMGSY).
  - \* A total of 350 km of rural road network will be built under these projects in proposals for which were submitted by the state government.
  - \* The projects cleared include six proposals in Leh District covering a road length of 142 km to be constructed at a cost of US\$ 30.2 million.
  - \* Another 22 projects in Kargil district have been approved to build 207 km of rural roads at a cost of US\$ 42.8 million.
  - \* As per the Budget 2015-16, the total capital expenditure on roads and bridges is expected to be US\$ 150.13 million during 2015-16.

Source: Economic Survey of J&K, 2014-15  
ISC - Inter State Connectivity,  
PMGSY - Pradhan Mantri Gram Sadak Yojna



## PHYSICAL INFRASTRUCTURE – ROADS AND ROPEWAYS ... (4/4)

- \* Various new national highways declared by the Ministry of Road Transport & Highways, Government of India include the following:
  - \* NH-301: Kargil-Zaskar road
  - \* NH-701: Baramulla-Rafiabad-Kupwara-Tangdhara road
  - \* NH-444: The highway starting from its junction with NH-44 near Srinagar connecting Badgam, Pulwama, Shopian, Kulgam and terminating at its junction with new NH No. 44 near Qazigund in the State of J&K.
  - \* NH-144A: The highway starting from its junction with NH-44 near Jammu connecting Akhnoor, Nowshera, Rajouri and terminating at Poonch in the State of J&K.
  - \* NH-144: The highway starting from its junction with NH No. 44 Domail connecting Katra, Reasi and terminating at Pooni in the State of J&K.
- \* Highways with numbers NH-301, NH-444, NH-144A and a section of NH-144, in addition to the old national highway i.e. NH-1B connecting Batote and Kishtwar, have been assigned to the Public Works Department (PWD) of Jammu & Kashmir by the Ministry of Road Transport & Highways, Government of India.

Source: Economic Survey of J&K, 2014-15



## PHYSICAL INFRASTRUCTURE – RAILWAYS ... (1/2)

- ✳ Due to its predominantly mountainous terrain, J&K is linked with the country's rail network up to the Udhampur district.
- ✳ The Government of India is planning to develop a 345 km long railway line for joining the Kashmir valley and Indian Railways network, so as to provide an alternate and reliable transportation system to the people of J&K state.
- ✳ In 2014, the construction of Chenab Bridge was announced, which would be built over the Chenab river, and would be the highest of its kind in the world (35 metres higher than the tip of the Eiffel Tower in Paris). It is expected to be completed by December 2016.
- ✳ Work on connecting Srinagar and Baramullah is underway. The Katra–Qazigund (148 km) and Qazigund–Baramullah (119 km) rail links have been taken up for construction as national priority projects. The work on the Udhampur–Katra (25 km) section of the rail link has been completed.
- ✳ In 2015, the first phase of the project between Qazigund and Banihal, is under progress and the entire project is expected to be completed by 2017-18. The total cost associated with the projects is US\$ 147.3 million and the entire construction of the railway line includes a 11-km tunnel between the Pir Panjal range.



Source: Economic Survey of J&K, 2014-15

## PHYSICAL INFRASTRUCTURE – RAILWAYS ... (2/2)

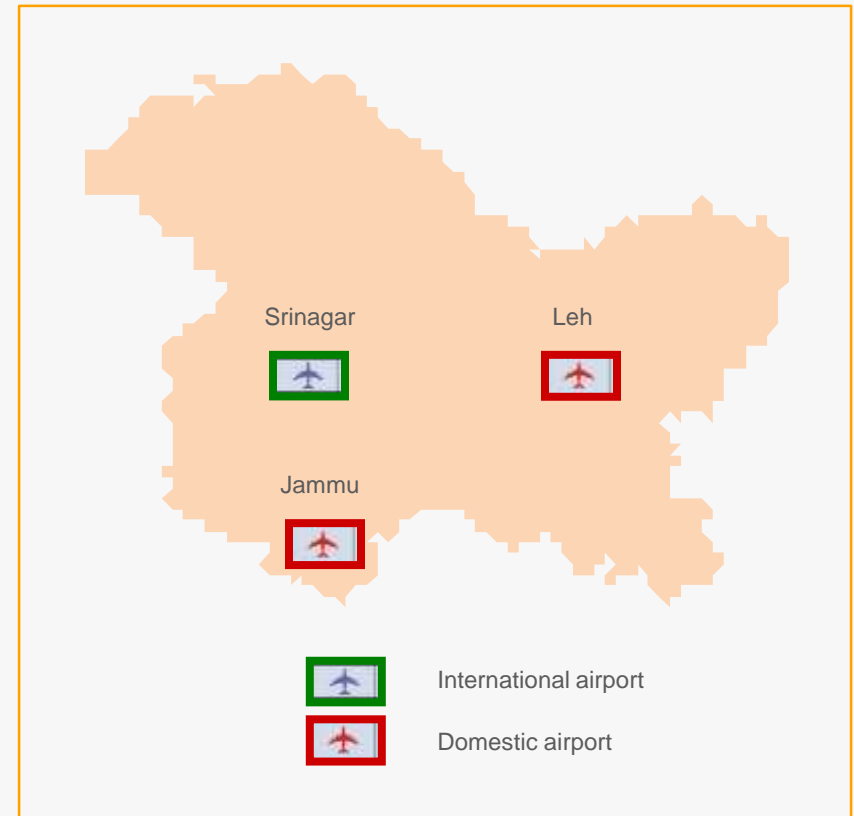
- \* Socioeconomic impact of J&K's railway projects:
  - \* The rail links would provide all-weather and reliable connectivity to J&K, including remote areas, from the rest of the country.
  - \* With the completion of approach roads, more than 73 villages would get connected, thereby providing road connectivity to about 147,000 people. Of the 262 km of approach roads to be constructed, 145 km have been completed and 29 villages have been connected.
  - \* These projects provide direct employment to about 7,000 local people and indirect employment to thousands for their day-to-day requirements; this would help mitigate militancy.
  - \* One member from each family, who has lost more than 75 per cent of their land to projects, would receive a job in railways. Until now, over 300 jobs have been given under the programme.

Udhampur to Baramulla Railway Line			
Item	Udhampur-Katra	Katra-Qazigund	Qazigund-Baramulla
Route length (km)	25	148	119
Bridges	38	62	811
Tunnels Length (km)	10.90	109.54	0
Max height of bridge (m)	85	359	22
Longest tunnel (km)	3.15	10.96	-
Stations	3	12	15

Source: Economic Survey of J&K, 2014-15

## PHYSICAL INFRASTRUCTURE – AIRPORTS.. (1/2)

- \* The air travel in the state connects all the three regions of the state which include: Srinagar, Jammu and Leh. The Sheik-ul-Alam Airport at Srinagar is a major international airport. Jammu and Leh are the domestic airports in the state. The state also has an airport in Kargil, which is served by Djkota service.
- \* During 2015-16, Srinagar airport recorded a total of 2,310,829 passengers, of which 6,630 were international passengers and 2,304,199 were domestic passengers.
- \* However, the Jammu airport recorded a total of 1,117,252 domestic passengers during 2015-16.
- \* The number of international flights handled by Srinagar and Jammu airports were recorded to be 16,268 and 10,766, respectively.
- \* The domestic airlines and destinations connecting the Srinagar airport include GoAir (Goa, Pune, Delhi, Jammu, Mumbai, Patna, Chandigarh, Bengaluru), Air India (Delhi, Jammu, Leh), JetKonnnect (Delhi, Bengaluru, Leh) and SpiceJet (Mumbai, Bengaluru, Delhi, Jammu).



Source: Airport Authority of India  
Economic Survey 2014-15

## PHYSICAL INFRASTRUCTURE – AIRPORTS.. (2/2)

\* Major projects in the pipeline include:

- \* Setting up a state government aviation complex at Satwari Airport in Jammu.
- \* Building airstrips at Kishtwar, Rajouri and Surankot.
- \* Extension of Nehru helipad and augmentation of its technical infrastructure.

### Airport indicators in J&K

#### Number of passengers (nos.)

Airports	2013-14	2014-15	2015-16
Srinagar	2,003,186	2,040,808	2,310,829
Jammu	845,555	952,641	1,117,252
Leh	330,001	403,243	408,541

#### Aircraft movement (nos.)

Airports	2013-14	2014-15	2015-16
Srinagar	15,288	14,828	16,268
Jammu	9,916	10,065	10,766
Leh	3,002	3,462	3,434

#### Freight (Tonnes)

Airports	2013-14	2014-15	2015-16
Srinagar	3,722	5,636	5,396
Jammu	1,623	1,685	1,685
Leh	1,080	1,339	1,442

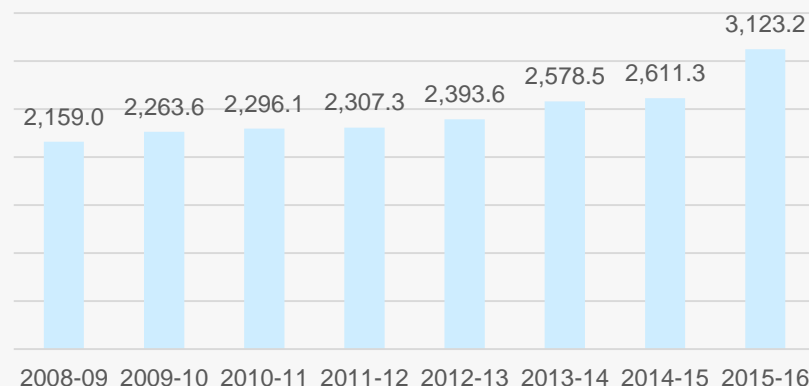
Source: Airports Authority of India, <sup>1</sup>From April-September 2015



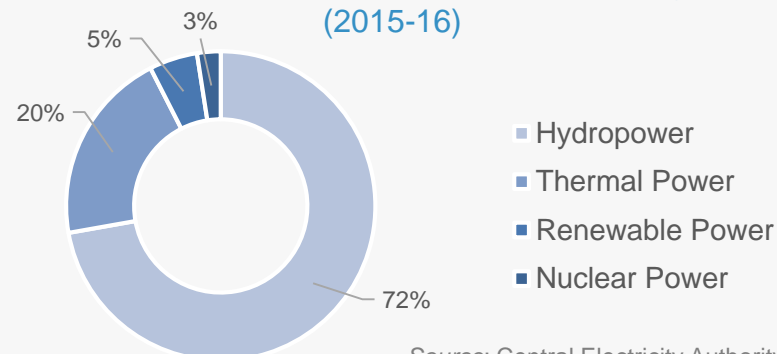
## PHYSICAL INFRASTRUCTURE – POWER ... (1/2)

- \* State-owned power is generated by the JKSPDCL. PDD is responsible for all functions related to transmission and distribution in the state.
- \* As of November 2015, J&K had a total installed power generation capacity of 3,142.34 MW, comprising 1,579.81 MW under central utilities, 1,511.53 MW under state utilities and 51 MW under private utilities.
- \* Of the total installed power generation capacity, 2,274.35 MW was contributed by hydropower, 633.46 MW by thermal power, 157.53 MW by renewable power and 77 MW by nuclear power.
- \* Industrial units are allowed to install their captive-power generation plants, which are exempted from paying electricity duty.
- \* The village electrification programme in J&K has been pursued diligently. During 2015-16, 98% of the villages in the state were electrified. As per state budget 2016-17, the state government is planning to apply "Power for All" program in the state during the coming years, which is a joint initiative by the central and state governments for providing the states with 24X7 power supply and other sources.

Installed power capacity (MW)



Break-up of installed capacity by source of power generation (2015-16)



JKSPDCL - Jammu & Kashmir State Power Development Corporation Limited, PDD - Power Development Department

Source: Central Electricity Authority  
(<sup>1</sup>)November 2015



## PHYSICAL INFRASTRUCTURE – POWER ... (2/2)

- \* The identified hydro power potential for the state is 16,475 MW out of the estimated 20,000 MW. The Chenab basin comprises of 11,283 MW, Jhelum basin consists of 3,084 MW, Ravi basin comprises of 500 MW and the Indus basin accounts for 1,608 MW.
- \* A total of 2,813.46 MW have been used so far in the state, of which 761.96 MW was accounted for by state sector, 2,009 MW by the central sector and 42.5 MW in private sector.
- \* Due to its location in the Himalayan region, J&K has significant hydropower potential for development.
- \* During 2015-16, total power purchase liability in the state was recorded to be US\$ 1.07 billion.
- \* A 240-MW Uri hydroelectric project worth US\$ 330 million, situated very close to the Line of Control, has been commissioned in May 2014.
- \* The state government planned to harness 9,000 MW of electricity in the state during 12<sup>th</sup> and 13<sup>th</sup> Five-year plans. The Government has taken various steps in fulfilling their aim over the past years.

### Upcoming state sector power projects

Project name	Capacity (MW)	Operational Year
Ratle	850	2017-18
Kishanganga	330	2016-17

- \* During 2015-16, the peak demand for power in the state witnessed a growth of 23% on account of seasonal variations, outages in generation and transmission of power, etc.
- \* As per the power budget 2016-17, the power deficit of the state is recorded to be US\$ 600 million. Moreover, under UDAY (Ujjwal Discom Assurance Yojana) scheme, an MoU has been signed by the state's power department and the central government raising a loan of US\$ 540.41 million during 2016-17 for the development of this scheme in the state.
- \* In January 2017, the state government received USD95.33 million under Deen Dayal Upadhyaya Gramin Joyti Yojana (DDUGJY) for strengthening of infrastructure in power sector and electrification of un-electrified households in rural areas.

Source: J&K State Power Development Corporation Limited,  
Economic Survey of J&K, 2014-15,  
Power Budget 2016-17



## PHYSICAL INFRASTRUCTURE – TELECOM

- According to the Telecom Regulatory Authority of India, J&K had around 9.87 million wireless subscribers and 128,477 wire-line subscribers with a teledensity of 80.34%, as of May 2016. As of January 2016, the state of J&K had 3.59 million internet subscribers.
- BSNL is one of the major service providers of basic telephony and value added services in J&K telecom circle. There are five secondary switching areas: Jammu, Srinagar, Udhampur, Rajouri and Leh.
- As of December 2015, the state has 1,699 post offices, of which 9 are head offices, 256 are sub post offices and the remaining 1,434 are appointed to Extra Departmental Branch Offices (EDBOs). Three post offices are seasonal post offices that work only for two months i.e. during Amarnath Yatra period. By the end of May 2016, 79,982 subscribers had submitted requests for mobile number portability in Jammu & Kashmir.

### Performance status of NOFN project (As of April 2016)

Number of GPs in Phase-I	624
Pipe Laid (Km)	153
OFC Laid (Km)	136
No. of GPs where OFC laid	82

### Telecom infrastructure (As of May 2016)

Wireless connections	9,874,567
Wire-line connections	128,477
Internet subscribers <sup>1</sup>	3,590,000
Teledensity (in per cent)	80.34
Post offices <sup>2</sup>	1,699

### Major telecom operators in Jammu & Kashmir

Bharat Sanchar Nigam Limited (BSNL)  
Bharti Airtel  
Aircel Limited  
Vodafone Essar  
IDEA Cellular  
Reliance  
Idea

Source: Telecom Regulatory Authority of India, India Post, Ministry of Communications and Information Technology, <sup>1</sup>As of January 2016, <sup>2</sup>As of December 2015, GP-Gram Panchayat

## DEVELOPMENT PROJECTS: URBAN INFRASTRUCTURE

- ✳ Among the hilly states of India, J&K is the most urbanised state, with 81 notified urban areas and 86 statutory towns. As per Census 2011, the total urban population in the state was 27.37 per cent. The district of Srinagar ranked first with the highest urban population of 98.6 per cent, followed by Jammu district having 50 per cent of urban population. Hence, Srinagar and Jammu cities are the focal points of urbanisation in the state.
- ✳ As per state budget 2016-17, Government of Jammu & Kashmir proposed to set up a Water Resources Department in the state for planning and managing various water resources present in the state including rivers, lakes, etc. Further, for this purpose, an allocation of US\$ 305.43 thousand has also been made by the state government during 2016-17.
- ✳ As per the state budget 2016-17, the total capital outlay for urban development by the state government is estimated to be US\$ 118.87 million and the total revenue is estimated to be US\$ 94.83 million during 2016-17.
- ✳ In October 2016, Finance Ministry released a sum of US\$ 163.32 million for restoration of critical public infrastructure in the state under the Prime Minister's Reconstruction scheme.

Component	Approved cost sanctioned by SLSC (in US\$ million)
Water supply	11.69
Road	12.7
Solid waste management	1.82
Sewerage	9.85

Source: JNNURM, Ministry of Urban Development, Government of India,  
Economic Survey of J&K, 2014-15, News articles

## DEVELOPMENT PROJECTS: PUBLIC-PRIVATE PARTNERSHIP (PPP) PROJECTS

July 2016

SI No	Project Name	Type of PPP	Sub Sector	Status	US\$ million
1	Road Upgradation (Chenani-Nashri) Project	Build-Operate-Transfer (BOT) Annuity	Roads and bridges	Under construction	384.82
2	Two Laning of Srinagar - Sonamarg - Gumri section	Design-Build-Finance-Operate-Transfer (DBFOT)	Roads and bridges	Under construction	409.47
3	Ratle Hydro Power Project	Build-Own-Operate-Transfer (BOOT)	Renewable energy (grid)	Under construction	840.21
4	4 laning of Qazigund - Banihal Section Road	Design-Build-Finance-Operate-Transfer (DBFOT) Annuity	Roads and bridges	Under construction	303.54
5	Jammu-Udhampur NH-1A Road Project	Design-Build-Finance-Operate-Transfer (DBFOT) Annuity	Roads and bridges	Under construction	277.08
6	Road Upgradation (Srinagar-Banihal) Project	Build-Operate-Transfer (BOT) Annuity	Roads and bridges	Under construction	168.19

Source: Ministry of Corporate Affairs, Government of India



## SOCIAL INFRASTRUCTURE – EDUCATION ... (1/2)

- \* Education is one of top priorities of the state government.
- \* J&K is the only state where education is free up to the university level.
- \* Seasonal schools have been opened for people in the hilly areas and underprivileged population.
- \* Jammu district has 960 primary schools, 300 middle schools, 108 high schools and 62 higher secondary schools.
- \* J&K has a literacy rate of 68.74 per cent, the male literacy rate is 78.26 per cent and female literacy rate is 58.01 per cent.
- \* As per budget 2016-17, the state government proposed to run all educational institutions in the state up to higher secondary level and waive off fee for all girl students in the state.

### Premier institutions in J&K

- National Institute of Technology
- University of Jammu
- University of Kashmir
- Sher-e-Kashmir University of Agricultural Sciences and Technology of Jammu
- Sher-e-Kashmir University of Agricultural Sciences and Technology of Kashmir
- Shri Mata Vaishno Devi University
- Islamic University of Science & Technology
- Baba Ghulam Shah Badshah University

### Literacy rates (%)

Literacy rate	68.74
Male literacy	78.26
Female literacy	58.01

Source: Economic Survey of Jammu & Kashmir, 2014-15,  
State Budget 2015-16,

\*As of June 2014 - University Grants Commission



## SOCIAL INFRASTRUCTURE – EDUCATION ... (2/2)

- \* Two central universities have been set up to boost the educational infrastructure in the state, one in Kashmir division and another in Jammu division. They have instruction and research facilities in emerging sectors such as IT, biotechnology, and nano sciences.
- \* As per budget 2016-17, the revenue generation estimated for general education was around US\$ 980.65 million and the capital outlay on education, sports as well as culture is expected to be US\$ 172.20 million during 2016-17.
- \* As per Economic Survey 2014-15, 5,032 children for nomadic seasonal centres were approved by MHRD, 40 primary schools were approved for upgradation and 4,076 girls were enrolled in Kasturba Gandhi Balika Vidyalaya (KGBVs) to promote girls education.

Source: Economic Survey 2014-15 ; Census 2011



## SOCIAL INFRASTRUCTURE – HEALTH.. (1/2)

- ✳ As of November 2015, J&K had 31 district hospitals, 679 primary health centres, 2,310 sub-centres and 128 community health centres.
- ✳ The central Government sanctioned US\$ 52 million for constructing super-specialty hospitals in the cities of Jammu and Srinagar and as of March 2015, these hospitals were fully operational.
- ✳ With the initiative of National Rural Health Mission (NRHM) in the state, the Government of India released US\$ 227.45 million of which US\$ 34.22 million has been provided.
- ✳ In the state budget 2016-17, allocation of of US\$ 371.70 million for the family welfare and medical & public health was made.

### Health infrastructure (as of November 2015)

District hospitals	31
Primary health centres	679
Sub-centres	2,310
Community health centres	128

Source: Ministry of Health & Family Welfare, Government of India,  
Economic Survey of J&K, 2014-15

- ✳ Jammu & Kashmir has been leading the country in terms of highest life expectancy in all age categories, except birth. The state has replaced Kerala in every age group category, barring life expectancy at birth, since 2010.

### Health indicators (2015-16)

Birth rate <sup>(1)</sup>	17.5
Death rate <sup>(1)</sup>	5.3
Infant mortality rate <sup>(2)</sup>	37

### Life expectancy at birth (years)

Male (March 2014)	66.5
Female (March 2014)	69.3

Source: Sample Registration System (SRS) Bulletin September 2014  
State Budget 2016-17  
Economic Survey of J&K, 2014-15

<sup>(1)</sup>Per thousand persons

<sup>(2)</sup>Per thousand live births



## SOCIAL INFRASTRUCTURE – HEALTH.. (2/2)

- \* The benchmarks set by the Ministry of Health & Family have been mentioned below and the health institutions that conduct the deliveries on the basis of these benchmarks are considered as the delivery points:
  - \* District hospitals that conduct more than 50 or more deliveries a month;
  - \* FRU (First Referral Units) that conduct 20 deliveries per month;
  - \* PHC (Primary Health Centres) that conduct 10 deliveries per month; and
  - \* Sub-centre that conduct more than 3 deliveries per month

S.No.	Health Institution (2014-15)	Number	Delivery points
1	District hospitals	22	23
2	First Referral Units (FRU)	76	53
3	CHSs (Non-FRU)	8	3
4	PHC 24x7	199	44
5	Normal PHC	199	5
6	Sub centre	2,720	33

- \* The above table describes the status of various health institutions that are functioning as delivery points as per the standards of Government of India.
- \* As per budget 2016-17, total capital outlay on medical and public health, during 2016-17, is estimated to be US\$ 92.17 million.

Source: Economic Survey of J&K, 2014-15  
State Budget 2016-17



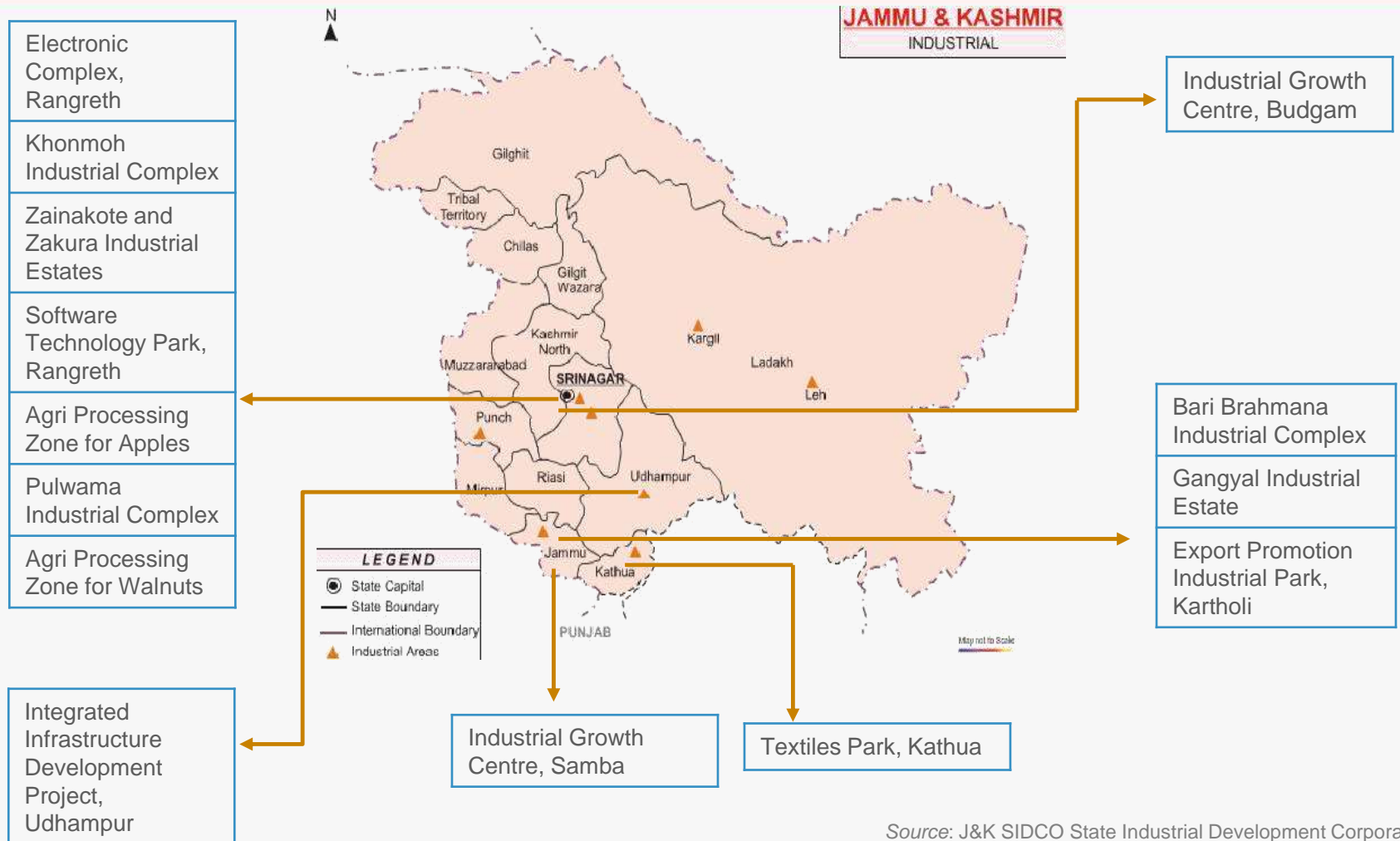
## CULTURAL INFRASTRUCTURE

- \* J&K's culture is influenced by the South Asian and Central Asian cultures. The state is known for its rich cultural heritage and scenic beauty. Jammu's numerous shrines attract thousands of pilgrims every year. The beautiful valley of Kashmir is visited by tourists from all over the world. Ladakh, also known as 'Little Tibet', is renowned for its pristine mountains and Buddhist culture.
- \* Archery and polo are the famous sports in the state. Music forms include Kashmiri Sufiyana music, Chakri, Jeenda-ji, Kukoo, Benthe, Dogri Lok Geet, Gojri Folk songs, Ladakhi folk songs and Bakhan. The annual masked dance festival, along with archery and weaving, forms an integral part of the Ladakhi life.
- \* The thrust of sports sector and youth services over the past years was to encourage physical activities such as the development of playfields, promotion of adventure sports, organizing of youth and cultural festivals in the state, etc.
- \* As per the state budget 2016-17, Government of Jammu & Kashmir has proposed to establish Heritage Conservation Fund for various heritage buildings of the state. During 2016-17, 50 listed structures would be taken up by the state government for conservation and restoration purposes. For this purpose, the state government has made an allocation of US\$ 763.28 thousand.
- \* Further, for the Sports, Education, Art and Culture sectors, a capital outlay of US\$ 214.35 million has also been proposed by the state government.
- \* In order to recreate the aspects in relation with the tradition and culture of the Kashmiri pandits in the state, the first pilot cultural village would be occupied by the Kashmiri pandits.
- \* Traditional dance forms include Dumhal, Jagarna, Geetru, Karak, Jabro, Gwatri, Rouf, Roul, Surma, Kud Pahari and Dogri. Jammu's Dogra culture and tradition are similar to those of neighbouring Punjab and Himachal Pradesh. The traditional festivals of Lohri and Vaisakhi are celebrated in the state. During 2012-2017, the central Government has promised a package of US\$ 128 million over a period of five years to boost sports in J&K. Towns with population of more than 50,000 would be provided with an indoor stadium as well as football and hockey grounds.

Source: Economic Survey of J&K, 2014-15, State Budget 2016-17



## INDUSTRIAL INFRASTRUCTURE: INDUSTRIAL ESTATES



Source: J&K SIDCO State Industrial Development Corporation

## KEY INDUSTRIES

- \* Food processing and agro-based industries (excluding conventional grinding and extraction units) thrive in the state due to an excellent climate for horticulture and floriculture.
- \* Handicrafts, the state's traditional industry, has been receiving priority attention from the Government in view of its large employment base and exports potential.
- \* J&K is famous for its small-scale and cottage industries such as carpet weaving, silks, shawls, basketry, pottery, copper and silverware, papier-mâché and walnut wood.
- \* J&K SIDCO is the nodal agency for promotion and development of medium- and large-scale industries in the state.
- \* To boost infrastructure, J&K has approved funding of about US\$ 1.8 billion. Additionally, US\$ 120.07 million is earmarked under the Pradhan Mantri Gram Sadak Yojana during 2015-16.

- \* The Department of Industrial Policy and Promotion (DIPP) extended the Special Incentive Package. This includes 100 per cent premium reimbursement under Central Comprehensive Insurance Subsidy Scheme to all units on expansion over the next five years. The DIPP also allowed capital investment subsidy of 15 per cent on investment in plant and machinery; the subsidy is applicable for five years from the date of commencement of production.

### Key industries

- Horticulture
- Floriculture
- Handlooms and handicrafts
- Tourism
- Mineral-based industry
- Gems and jewellery
- Sericulture
- IT
- Pharmaceuticals

SIDCO - State Industrial Development Corporation

Source: Economic Survey of J&K, 2014-15



## KEY INDUSTRIES – HORTICULTURE AND FLORICULTURE ... (1/3)

- \* Horticulture is the mainstay of the state's rural economy, providing direct and indirect employment to thousands. Total production of horticulture crops in the state stood at 3.99 million tonnes. As per budget 2016-17, in order to boost the state's horticulture mission, the Government of Jammu & Kashmir is targeting to impart skill development and other related trainings to fruit growers in the state and for the purpose, an amount of US\$ 152.76 thousand has been set aside by the state government.
- \* In 2015-16, the total area utilised for production of vegetables in the state was 62.63 thousand hectare. There are around 7 lakh families comprising of about 33 lakh people which are directly or indirectly associated with horticulture. The state is a leading producer of apples, walnuts, pears, almonds and apricots, and has huge potential for exports of processed food and allied services. J&K has around 3 per cent share of total fruit production in India. Total apple production in the state was around 2 million metric tonnes in 2015-16.
- \* In 2015-16, the total area for production of spices was around 4.89 thousand hectares whereas the area for production of flowers was 0.80 thousand hectares. J&K has been an important and significant player in the foreign exchange in regards to exports of dry fruits to the other states and countries around the world.
- \* The state has suitable agro-climatic conditions for a variety of flowers. The floriculture industry supplies flowers to both domestic and international markets. J&K has Asia's largest tulip garden, established by the State Floriculture Department.
- \* As per the budget 2015-16, receipts from horticulture and vegetable crops stood at US\$ 0.35 million.
- \* In 2015-16, production of fruits, vegetables, flowers, spices and honey stood at 2,565.19 thousand tonnes, 1,386.37 thousand tonnes, 38.76 thousand tonnes, 1.01 thousand tonnes and 1.20 thousand tonnes, respectively.

Source: Economic Survey of J&K, 2014-15, State Budget 2016-17



## KEY INDUSTRIES – HORTICULTURE AND FLORICULTURE ... (2/3)

- \* Under the Mission of Integrated Development of Horticulture (MIDH) during 2015-16, the state of J&K was allotted US\$ 10.29 million by the Government of India.
- \* During 2015-16, under MIDH allocation of US\$ 10.29 million is planned for improving the state's floriculture sector.
- \* Key initiatives by the state government to develop horticulture and floriculture industries include:
  - \* Organising buyer-seller meets.
  - \* Arranging air-cooled railway coaches for transportation of soft fruits.
  - \* Introduction of cardboard cartons for packaging apples at a computerised data dissemination facility and a dynamic website for promoting horticulture marketing.
  - \* Exhibitions across metros in the country as well as other major market promotion events such as Agro Tech and India International Trade Fair.
  - \* Implementation of the APMR Act.
  - \* Establishment of an additional terminal market in south Kashmir.
  - \* Establishment of 18 fruits and vegetables satellite markets in the state, eight in the Kashmir division and three in the Jammu division.

Source: Economic Survey of J&K, 2014-15, MIDH- Mission of Integrated Development of Horticulture;  
APMR - Agriculture Produce Marketing Regulation



## KEY INDUSTRIES – HORTICULTURE AND FLORICULTURE ... (3/3)

- \* The following strategies have been laid out to further develop the sector and encourage players:
  - \* Apple Insurance Scheme: The state government has decided to construct a chain of compressed air stores in each district to introduce modern pre- and post-harvest technologies.
  - \* Development of olive cultivation: In J&K, olives can be grown in Poonch, Rajouri, Doda, Udhampur, Ramban, Reasi and Kathua districts. The state is working towards increasing the yield in these areas.
  - \* Walnut cultivation: With assistance from the APEDA, a hi-tech greenhouse has been set up at Zakura. The greenhouse is being used for raising budded/grafted walnuts. Moreover, another hi-tech greenhouse has been set up at Siot, Rajouri.
  - \* Provision of cold storage in the valley: The Government plans to provide cold storage facilities to growers across districts in the state to help in preservation of fruits.
- \* Under the VAT Act, the finance minister proposed to place commodity “Tree Spray Oil” in zero per cent tax rate so that the commodity can be treated as an agriculture product.

Source: Economic Survey of J&K, 2014-15, APEDA - Agricultural and Processed Food Products Export Development Authority



## KEY INDUSTRIES – HEALTHCARE...(1/2)

- \* The state government has taken various measures to improve the healthcare sector in the state, such as:
  - \* Rashtriya Swasthya Bima Yojana, successfully launched in two districts and extended to 10 more districts.
  - \* 66,004 BPL families registered to receive benefits under the scheme.
  - \* Nursing Council Act notified to revitalise nursing education in the state.
  - \* 1,484 drug samples and 885 food samples tested by the Drug & Food Control wing of the health department.
  - \* 47,364 inspections conducted for enforcing drug and food mechanisms in the state.
  - \* Awareness programmes/camps organised in different areas of the state to educate ladies, adolescents and children regarding iodine deficiency disorders, reasons, symptoms, precautions and their prevention thereof.
  - \* 11 health institutions being considered for NABH accreditation by Quality Council of India, New Delhi.
  - \* 198 primary healthcare centres operate round the clock throughout the year.
- \* During 2014-15, the Government of Jammu and Kashmir has sanctioned 87 new ISM dispensaries and 826 new sub centers.
- \* As of October 2016, the Indian Institute of Integrative Medicine (IIIM- a part of CSIR) opened a cGMP (current Good Manufacturing Practices) compliant plant in Jammu. The plant will help in extraction, formulation and packaging of medicinal plant based phyto-pharmaceutical drugs.

Source: Economic Survey of J&K, 2014-15



## KEY INDUSTRIES – HEALTHCARE ...(2/2)

- \* As of September 2015, about 86 health projects were under progress, of which 140 were from district hospitals, 46 were from sub district hospitals and 26 were from primary health centres. The Government proposed investments of US\$ 77.42 million for district hospitals, US\$ 92.02 million for sub district hospitals and US\$ 9.13 million for primary health centres.
- \* The State Health Department was conferred with the following awards during the last two years.
  1. First prize in Population Stabilisation.
  2. 2nd prize in OPD in health institutions.
  3. 3rd prize for increase in patient care and surgeries.
  4. AYUSH appreciation for valuable services.
  5. State Award on Best Practices and Innovations.
- \* Establishment of five new Medical Colleges (three in Jammu and two in Kashmir) have been approved to be set up.
- \* Two state cancer institutes (one each in Jammu and Srinagar) have been approved to be set up.
- \* Three tertiary cancer care Institutes for districts of Kishtwar, Udhampur and Kupwara have been approved to be established.
- \* Super Specialty Hospital Jammu at a cost of US\$ 20 million was completed and commissioned. IPD services in five disciplines and OPD in eight disciplines has been started.
- \* Super Specialty Hospital Srinagar at a cost of US\$ 20 million is nearing completion.

Source: Economic Survey of J&K, 2014-15



## KEY INDUSTRIES – HANDICRAFTS ... (1/2)

- \* Handicraft is J&K's traditional industry and occupies an important place in the economy of the state. Kashmiri silk carpets are famous globally and earn substantial foreign exchange. Wood from Kashmir, popularly known as Kashmir willow, is used to make high-quality cricket bats. The cottage handicrafts industry provides direct and gainful employment to around 340,000 artisans.
- \* The state has established the Jammu & Kashmir Handicrafts Sales & Export Promotion Corporation and Jammu and Kashmir State Handloom Development Corporation to promote development and growth of the handicraft sector. The handicrafts and handloom sectors have engaged a number of people as artisans and weavers. The total number of handicrafts and handloom establishments in the state are 60,397.
- \* Carpets, woollen shawls and papier-mache are recognised as leading items of production in the state. In 2014-15, carpet, woollen shawls and papier-mâché accounted for 33.9%, 31.28% and 6.99% shares of the total production of handicrafts in the state, respectively.
- \* The woollen shawls, carpet and papier-mâché are also recognised as leading items of export in the state. In 2014-15, woollen shawls accounted for about 34% share whereas carpets and papier-mâché accounted for about 32% and 3%, respectively, of the total exports from the state.

### Funds released under various Handicraft Schemes (2015-16)- US\$ thousand

Ambedkar Hastshilp Yojana	38.65
Design & Technological Up-gradation	12.68
Human Resource Development	35.32
Total	86.65

Source: Economic Survey of J&K, 2014-15, Ministry of Textiles



## KEY INDUSTRIES – HANDICRAFTS ... (2/2)

- \* Some of the initiatives taken for the handicrafts sector include:
  - \* In 2014-15, around 8,500 persons were trained through 553 training centres in the state.
  - \* The Directorate of Handicrafts department also encourage the sale of handicraft goods by organising exhibitions within and outside the state. During the year 2014-15, the Directorate of Handicrafts has organised 5 craft exhibitions within & outside the state.
  - \* During 2014-15, there were 2,925 people that were trained in various crafts such as sozni, staple, papier-mâché, phool kari, chain stitching, etc.
  - \* The state also organises an exhibition at international level annually.
  - \* Pashminas, kani shawls and soznis from Kashmir have been awarded geographical indication status.
  - \* A Pashmina testing and quality certification centre was set up at the Craft Development Institute campus in Srinagar to certify Pashminas for geographical indication registration.
  - \* Self-employment scheme was started for individual artisans to provide easy and soft credit facilities to help start independent ventures.
  - \* In January 2015, Handicrafts Expo was organized by the Department of Handicrafts, Jammu & Kashmir to promote the handicraft exports in the state.

Source: Economic Survey of J&K, 2014-15



## KEY INDUSTRIES – HANDLOOM ... (1/2)

- \* Kashmiri embroidery, also known as Kashida, had its patronage in Persian and Mughal rulers. From rugs to shawls, from bags to kurtis, all kind of apparel and home décor features intricate Kashida work.
- \* The approximate number of handlooms in the state are 38,000. The state has 3,741 handloom units, which produce Loies, Puttos, tweed, blankets, Raffal, Pashmina and Dusoti Khad.
- \* There are 523 registered handloom industrial cooperative societies in the state and have a membership of 15,275 weavers.
- \* There are 100 training centres under the department which provides training in various trades including making readymade garments, Pashmina spinning, Kani shawl weaving, etc.
- \* During April-June 2015, cotton production in the state stood at 2.2 thousand tonnes.

Overview of achievements		
Particulars	2013-14	2014-15 <sup>(1)</sup>
Amount of fabric produced (million meters)	10.26	9.98
Value (US\$ million)	38.6	37.3
Number of trainees trained/enrolled	1,042	1,044
Number of cooperative societies organised	12	2
Membership (No)	138	55
Number of looms modernised	185	44
No of weavers covered under Mahatma Gandhi Bunker Bima Yojana	655	188
No of weavers covered under Health Insurance Scheme	16,265	16,265
No of weavers covered under Education Scheme	296	63

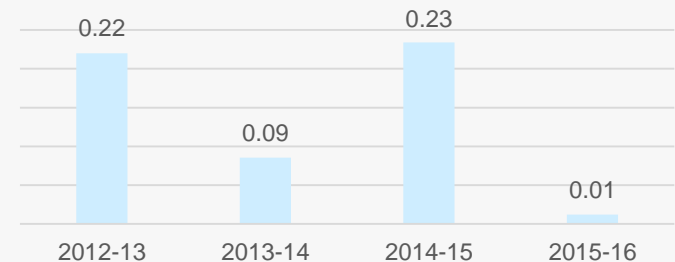
Source: Economic Survey of J&K, 2014-15,  
<sup>(1)</sup> Data for 2014-15 is until November 2014



## KEY INDUSTRIES – HANDLOOM ... (2/2)

- \* There are 84 centres that provide training in making readymade garments and handloom weaving. During 2015-16, financial assistance of US\$ 12.22 thousand was provided to the handloom weavers in the state. As of September 2015, the state had 60,397 handicraft/handloom establishments, of which 46,054 were rural and 14,343 were urban.
- \* As per state budget 2016-17, the state government proposed to place all types of local handloom and handmade carpets in the category of zero rated tax, during 2016-17.
- \* Some of the initiatives in the handloom sector include:
  - \* The rate of stipend and loan ceiling under the Handicrafts Micro Enterprise Scheme has been enhanced.
  - \* Out of 100 handloom training centres, 58 have been brought under the National Council for Vocational Training.
  - \* 4,200 individuals need to be trained for four months under CCM.
  - \* 100 individuals would be trained for a year under DCTED.
  - \* Mega cluster for Kashmir carpets in Srinagar and adjoining areas is under implementation; 4,000 artisans would be trained by the Indian Institute of Carpet Technology within four years.

Financial assistance to the handloom weavers  
(in US\$ million)



Source: Economic Survey of J&K, 2014-15, CCM - Certificate Course in Carpet Manufacturing, DCTED - Diploma in Carpet Technology and Entrepreneurship Development,

## KEY INDUSTRIES – GEOLOGY AND MINING ... (1/2)

- \* During 2015-16 (up to February 2016), mineral production in the state stood at US\$ 593.9 thousand, in value terms.
- \* A number of cement-based industries, units for manufacturing plaster of Paris, and marble and granite cutting units have been established in the state.
- \* The Department of Geology and Mining is authorised to receive a royalty on the extraction of major as well as minor minerals as per rates fixed by the central Government (for major minerals) and the state government (for minor minerals).
- \* Production of coal and limestone in the state stood at 11 thousand tonnes and 111 thousand tonnes in 2015-16, respectively. Value of non metallic minerals in the state was recorded to be US\$ 236.7 thousand in 2015-16.
- \* The state government plans to generate US\$ 9.30 million during 2016-17 from nonferrous mining and metallurgical industries.
- \* Major achievements in the sector include:
  - \* Exploration was conducted for new minerals such as lead, zinc, china clay and iron ore.
  - \* The Department of Geology and Mining has been exploring groundwater and drilling tube wells for drinking and irrigation purposes.
  - \* Until now, around 370 tube wells have been drilled for drinking water and irrigation facilities.
  - \* J&K has received six offers for the extraction of rare sapphire in Kishtwar district's Padder area. The extraction and exploration would be done in collaboration with Jammu and Kashmir Minerals Limited.

*Source: Economic Survey of J&K, 2014-15  
State Budget 2016-17*



## KEY INDUSTRIES – GEOLOGY AND MINING ... (2/2)

Estimated available mineral resources (2014-15)

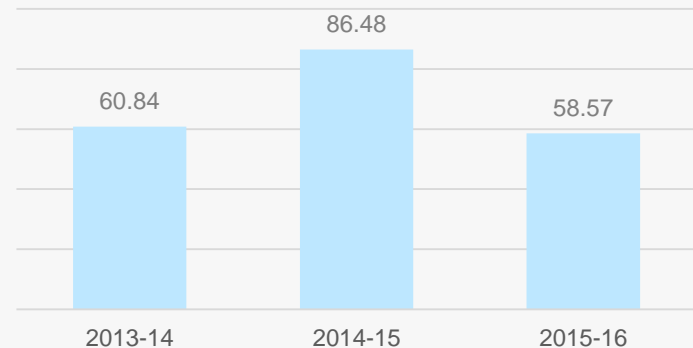
Mineral	Reserves	Occurrence
Limestone	6,125 million tonnes	All Districts of J&K except Jammu
Gypsum	160 million tonnes	Baramulla, Doda and Kishtwar
Marble	500 million cubic metres	Kupwara, Leh, Kargil and Kishtwar
Granite	3,000 million cubic metres	Leh, Kargil, Doda and Kathua
Bauxite	8.60 million tonnes	Udhampur, Reasi and Rajouri
Coal	9.50 million tonnes	Kalakote, Moghla (Rajouri), Kotla Brehyal (Udhampur)
Magnesite	7.00 million tonnes	Udhampur & Reasi
Slates	9.6 million cubic metres	Doda, Ramban, Baramulla, Kathua & Poonch
Sapphire	2 Kms mineralised zone	Padder Kishtwar
Quartzite	500 million tonnes	Anantnag, Kupwara, Kishtwar, Kathua and Poonch
Dolomite	12.37 million tonnes	Udhampur, Reasi & Rajouri districts
China Clay	143 tonnes (annual crop)	Udhampur

Source: Economic Survey of J&K, 2014-15

## KEY INDUSTRIES – TOURISM ... (1/3)

- \* Tourism has emerged as an important sector and one of the major contributors to J&K's economy.
- \* During 2015-16, the number of foreign tourists in J&K were recorded to be 58,568. The state has a total of 1,568 registered restaurants and hotels in addition to 84 tourist bungalows and huts.
- \* Jammu is famous for its temples, while the Kashmir Valley is known for its scenic beauty. The tourism sector in the state has a huge employment potential for skilled persons as well as for people without any specialised skills such as guides, sledgewallas, ponywallas, etc.
- \* Major tourist attractions include Chashma Shahi Springs, Shalimar Bagh and the Dal Lake in Srinagar; Gulmarg, Pahalgam and Sonamarg in the Kashmir Valley; and Ladakh, Vaishno Devi temple and Patnitop near Jammu.
- \* The state government has established 19 tourism development authorities at places with good tourism potential.
- \* Ladakh festival in September and Sindhu Darshan in June are popular events in the state.
- \* Indian Railway Catering and Tourism Corporation (IRCTC) proposed the plan for introducing special train, which will run every 15 days in the districts for children in order to promote tourism in the valley.

Total foreign tourist arrivals (in thousands)



Source: Ministry of Tourism

- \* The Department of Tourism of J&K has launched aero ballooning to boost the influx of tourists.
- \* There are various destinations in the state that are being developed under the Tourism Development Authorities of these areas. The state government has decided to further work on the development and promotion of these areas in order to increase the number of footfall in these areas.

## KEY INDUSTRIES – TOURISM ... (2/3)

- \* As per state budget 2016-17, the Government of Jammu & Kashmir proposed a capital outlay of US\$ 51.30 million for the state. In addition, the state government decided to extend exemption across the lodging services offered by guest houses, hotels and lodges, during 2016-17.
- \* Key strategies to develop the tourism sector include:
  - \* Infrastructure development through public investment and enhancing private investment by providing incentives.
  - \* Opening up new destinations with high tourism potential.
  - \* Focused and regulated development of major tourist destinations by tourism development authorities.
  - \* Promoting the state's USPs through a proactive publicity campaign.
  - \* Development of tourism product areas such as heritage, adventure, pilgrim and eco tourism.
  - \* Regulation of tourist trade for facilitating tourists.
- \* Following are the focus areas for 12<sup>th</sup> Five-Year Plan:
  - \* Developing heritage, pilgrimage, adventure and conventional tourism.
  - \* Developing golf circuit and ropeways.
  - \* Providing enhanced incentives to make tourism more vibrant and attractive.
  - \* Providing wayside amenities en route to various destinations.
  - \* Providing proper sanitation at tourist destinations, especially for those that do not fall under the purview of the Urban Development Department.

Source: Economic Survey of J&K, 2014-15, State Budget, 2016-17

## KEY INDUSTRIES – TOURISM ... (3/3)

### State Plan

Year	Allocation (US\$ million)	Expenditure (US\$ million)
2011-12	19.41	23.69
2012-13	19.37	21.43
2013-14	15.15	5.79
2014-15	14.94	9.04
2015-16	16.22	-

### Central Financial Assistance (CFA)

Year	No. of sanctioned project	Cost of sanction	CFA received
2011-12	26	27.96	7.79
2012-13	24	18.92	7.1
2013-14	13	12.36	14.66
2014-15	-	-	5.83

Source: Economic Survey of J&K, 2014-15  
State Budget 2015-16



## KEY INDUSTRIES – SERICULTURE

- \* Kashmir is well known for its quality of silk and traditional silk-weaving industry. Sericulture is an agro-based labour intensive cottage industry, providing gainful employment to about 30,000 families in rural areas of the state.
- \* J&K's Sericulture Development Department organises cocoon auction markets in the state to facilitate farmers to sell their cocoon produce at competitive rates. The state produces around 1,022 MT of cocoons, annually, which help in generating huge income for the state through silk production.
- \* During 2015-16, a new mulberry variety PPR-1 was released in temperate regions of Jammu & Kashmir for the purpose of commercial exploitation. These mulberries have high efficiency for rooting, enriched and improved leaf yield and provide high sprouting advantage.
- \* The Department has envisaged an ambitious vision programme in the form of a document for the next twenty years to cover about five lakh farmers in the activity of sericulture to take the cocoon production to newer heights of upto 25,000MT.
- \* About 150,000 metres of silk cloth is produced per annum in J&K. Raw silk production in the state was recorded to be 127 MT during 2015-16.
- \* As per state budget 2016-17, total non-tax revenues from the sericulture industry for 2016-17 is proposed to be around US\$ 0.11 million. Under the schemes of CHDS and NHDP, the total financial assistance provided to the silk industry during 2013-15 and the current year 2015-16 was recorded to be US\$ 0.37 million.
- \* Production of spun yarn in the state during 2015-16 (up to September 2015) was recorded to be 27.17 million kg. As per the state budget 2016-17, the state government proposed to place all types of silk yarn and cotton in the category of zero rated tax, during 2016-17.

## KEY INDUSTRIES – IT AND ITeS ... (1/3)

- \* IT is a sunrise industry in the state and is emerging as an important sector in transforming the socioeconomic lives of the people.
- \* This sector provides direct employment to 2.2 million youth and 8.0 million individuals indirectly. By the end of 2020, the sector is expected to provide employment to 20 million youth directly and 50 million indirectly.
- \* The state government has taken certain initiatives under the IT policy to develop this industry. Moreover, the state industrial policy provides an attractive environment for increased investment in the IT industry.
- \* The state government is interested in inviting major Indian and overseas players in the sector to spur IT growth in J&K. The projects, which are being implemented, include setting up of 1,109 CSCs named 'e-Khidmat centres' for delivery of services to remote villages.
- \* A Software Technology Park (STP) has been established at Rangreth in Srinagar.
- \* A task force in the IT sector is being constituted, with experts from companies functioning in the state.
- \* The state government plans to set up an IT park at Ompura in Budgam district to boost delivery of modern IT facilities.
- \* As per state budget 2016-17, Government of Jammu & Kashmir is planning to provide the top 10 IT companies in the state with joint venture opportunities for facilitating growth and development of the IT sector in the state. For this opportunity, an amount of US\$ 1.52 million has been allocated by the state government. Moreover, this initiative is also expected to boost e-governance related projects in the state.

*Source: Economic Survey of J&K, 2014-15  
CSCs - Common Service Centres  
State Budget 2016-17*



## KEY INDUSTRIES – IT AND ITeS ... (2/3)

### \* Major achievements by the IT Department during 2014-15:

- \* State Data Centre (SDC): State Data centre was incorporated in J&K under National e-Governance Plan (NeGP) and the prime function of SDC is to act like a central repository for the departmental applications and databases. It is projected to be an intermediary between secured Government Intranet, State Wide Area Network (SWAN) and Common Service Centre (CSC) network in open public domain.
- \* Mobile-Governance: Looking into its success, the JKPULSE application has been extended to all the development works of PHE, PDD and PWD departments after desired customisations.
- \* Establishment of IT Parks: The Department has established IT-Park at Ompura, Budgam to further IT activities in the State. Till date four local companies have been allotted land there. The overall site plan preparation is under process.
- \* State Wide Area Network (SWAN): The SWAN is a core infrastructure project of NEGP, Government of India to implement e-Governance infrastructure across the states of India. The Department of IT has floated the RFP of the same and is in final stages; once the project is sanctioned from the Government the implementation would get initiated. Along with Jammu & Kashmir SWAN is operational in 34 states of India.
- \* e-Public Distribution System: The IT department through its implementation agency JaKeGA has implemented the digitisation of the Ration cards and with coordination from CAPD Department, the data entry of the records is almost complete and till date more than 97% data has been digitised.

CSCs - Common Service Centres

Source: Economic Survey of J&K, 2014-15



## KEY INDUSTRIES – IT AND ITeS ... (3/3)

- \* Computerised Personal Information System (CPIS): The objective of this system is to utilise the human resources of the state in order to fulfil the primary development needs, justifying the pattern of staffing and finally rearranging the staff for enhancing the service delivery.
- \* Automation of Prisons: This has helped in reducing the delays in processing the information. This initiative also provides efficient, convenient and transparent services by automating the processes and functions.
- \* Automation of Jammu Development Authority (JDA): The project includes provision for web based online solution to Jammu Development Authority including the Public Interface Module. The entire project is tendered by the IT department and funded by the Government of India.
- \* e-Public Distribution System: The Consumer Affairs and Public Distribution (CAPD) department coordinated with the state government in order to complete the data entry of the digitised ration cards and about 97 per cent of data has been digitised.
- \* Other initiatives being taken are as follows:
  - \* Digital signatures are being used for various projects such as e-procurement and e-tendering.
  - \* 5,000 educated unemployed youth are to be trained in collaboration with universities.
  - \* Extension of CPIs to various departments.
  - \* Exploring the possibility of expanding services offered by community information centres.
  - \* Wi-Fi facility at important tourist locations in the state.
  - \* Wi-Fi facility at the civil secretariats in Jammu and Srinagar

Source: Economic Survey of J&K, 2014-15  
SDC - State Data Centre



## KEY INDUSTRIAL UNITS IN JAMMU & KASHMIR ... (1/2)

### Indian Telephone Industries Ltd



- Indian Telephone Industries Ltd is a pioneering venture in the field of telecommunications. The company was founded in 1948; this premier public sector undertaking has contributed to 50.0 per cent of the present national telecom network. The company generated revenues of US\$ 181.86 million in 2015-16 and US\$ 48.68 million during the first quarter of 2016-17.
- The company manufactures the entire range of telecom equipment.
- The company has its manufacturing unit in Srinagar.

### NHPC Ltd



- NHPC Ltd (formerly known as National Hydroelectric Power Corporation Ltd) was incorporated in 1975 as a private limited company for integrated and efficient development of hydroelectric power. NHPC has plants and projects in other sources of energy such as geothermal, solar, tidal and wind. The company has four power stations in the state at Salal, Uri- I, Dulhasti and Sewa- II.
- The company generated revenues of US\$ 1,318.03 million in 2015-16 and US\$ 328.12 million during Q1 of 2016-17.

### Krishi Rasayan Group



- Krishi Rasayan Group is involved in the basic manufacturing of formulations and export of agrochemicals. The company's revenues were US\$ 225 million in 2014-15.
- The company has a factory at Samba in Jammu.

## KEY INDUSTRIAL UNITS IN JAMMU & KASHMIR ... (2/2)

### Zamindara Rice & General Mills



- Zamindara Rice & General Mills was established in 1978 at Ranbir Singh Pura, Jammu.
- The company has been recognised over the years for supplying of high quality basmati rice to its customers in the state.

### Sutlej Textiles and Industries Ltd



- Sutlej Textiles and Industries is a part of the K K Birla Group; the company entered the state when Chenab Textile Mills of J&K merged with Sutlej Textiles in 1997.
- Sutlej is an integrated company in the textiles industry. Its product range includes yarn, fabrics, home furnishing and garments.
- Chenab Textile Mills, a unit of Sutlej Textiles and Industries Ltd, is located in Kathua, J&K; it manufactures cotton yarn and man-made fibre yarn.
- The company recorded revenues of US\$ 351.71 million in 2015-16 and US\$ 83.86 million during first quarter of 2016-17.
- The company has installed production capacity of 293,736 pieces for spindles and 62 home textile looms. In 2015, company acquired Birla Textile Mills. In 2014-15, Birla Textile Mills has installed capacity of 83,376 spindles and generated revenues of US\$ 68.51 million.

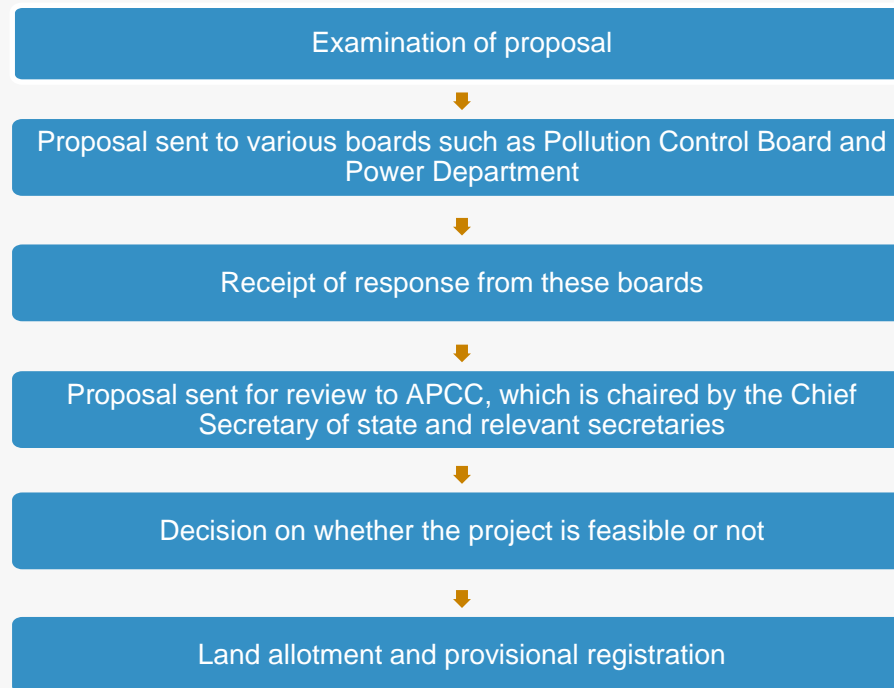
### Cadila Pharmaceuticals Ltd



- Cadila Pharmaceuticals Ltd is an integrated healthcare solutions provider catering to over 45 therapeutic areas. The company has a manufacturing facility at Samba in Jammu.
- During 2015-16, the company recorded a revenue of US\$ 1.07 billion and US\$ 189.95 million during first quarter of 2016-17.

## SINGLE-WINDOW CLEARANCE MECHANISM

- \* APCC, a high-power clearance committee, has been set up to rapidly clear projects under the chairmanship of the Chief Secretary of the State. The committee serves as a single-window clearance system for projects related to all cases of export-oriented units and prestigious units.



- \* The entire procedure is completed within a maximum time-frame of two months.

## KEY NODAL AGENCIES FOR SINGLE-WINDOW CLEARANCE

Agency	Description
Jammu & Kashmir State Industrial Development Corporation (Jammu and Kashmir SIDCO): State-level nodal agency for single-window clearance	<ul style="list-style-type: none"> <li>Jammu and Kashmir SIDCO is the nodal agency for promotion and development of medium and large scale industries in the state.</li> <li>Established in 1967, its purpose is to act as a catalyst to inspire and accelerate industrial development.</li> <li>Since its inception, Jammu and Kashmir SIDCO has acted as a prime mover in the state for promotion of industrial ventures. It plays the role of 'institutional entrepreneur'.</li> <li>The corporation's activities include supporting modernisation, brand promotion, rehabilitation of sick units and export promotion.</li> <li>Jammu and Kashmir SIDCO acquires land, constructs internal roads and affluent disposal facilities, and provides for supply of water and power in the industrial estate.</li> <li>The corporation offers a variety of financial assistance programmes for setting up new units and for expansion, diversification and modernisation of existing units.</li> </ul>
Directorate of Industries and Commerce: District-level committee for single-window clearance	<ul style="list-style-type: none"> <li>The directorate provides sanctions and clearances to set up small scale industrial units in the state.</li> <li>The General Manager (GM) is the key nodal officer for sanctions.</li> </ul>

## KEY INVESTMENT PROMOTION OFFICES

Agency	Description
Jammu and Kashmir Industrial and Technical Consultancy Organisation Limited (Jammu and Kashmir ITCO)	<ul style="list-style-type: none"> <li>Set up in April 1997 as a subsidiary of Industrial Development Bank of India.</li> <li>Primary objective is to provide consultancy services to existing and potential micro, small and medium scale industrial units.</li> </ul>
Jammu and Kashmir State Financial Corporation (JKSFC)	<ul style="list-style-type: none"> <li>Established to act as a regional development bank with the aim of promoting industries and boosting economic development in the state.</li> <li>Offers term finance to existing units for their expansion, diversification, renovation, modernisation and procurement of quality control equipment and energy saving devices.</li> </ul>
Micro, Small and Medium Enterprises (MSME) – Development Institute, Jammu/Srinagar	<ul style="list-style-type: none"> <li>Formerly known as Small Industries Service Institute, it provides a comprehensive range of industrial extension services, including identification of suitable line of production and marketing of the product.</li> </ul>

## CONTACTS

Agency	Contact information
Jammu & Kashmir State Industrial Development Corporation (Jammu and Kashmir SIDCO)	Drabu House, Rambagh, Srinagar - 190 015. Phone: 91-194-2430 036, 2434 402 Fax: 91-194-2430 036 Email: <a href="mailto:info@jksidco.org">info@jksidco.org</a> Website: <a href="http://www.jksidco.org/">http://www.jksidco.org/</a>
Jammu and Kashmir State Financial Corporation (JKSFC)	Sheikh-ul-Alam Complex, Near Govt. Silk Factory, SPO Rajbagh, Srinagar, J&K, 190008 Phone: 91-194-2310567, Fax: 0194-2312672 Website: <a href="http://jksfc.nic.in">http://jksfc.nic.in</a>
Micro, Small and Medium Enterprises (MSME) – Development Institute, Jammu/Srinagar	Industrial Estate, Digiana, Jammu - 180 010 ( Jammu and Kashmir) Phone: 91-191-2431077, 2435425 Fax: 91-191-2431077 E-mail: <a href="mailto:dcdi-jammu@dcmsme.gov.in">dcdi-jammu@dcmsme.gov.in</a> Website: <a href="http://www.msmedijammu.gov.in">www.msmedijammu.gov.in</a>

## COST OF DOING BUSINESS IN JAMMU & KASHMIR

Cost parameter	Cost estimate	Source
Hotel costs (per room per night)	US\$ 15-200	Leading hotels in the state
Office space rent (per sq ft per month)	US\$ 0.4-2.0	Industry sources
Residential rent (2,000 sq ft house)	US\$ 200-700 per month	Industry sources
Power cost (per kWh)	Commercial: US\$ 0.05-0.086 Industrial: US\$ 0.05-0.06	Jammu and Kashmir State Electricity Regulatory Commission
Labor costs	US\$ 6.3-9.3	Labour Bureau, Government of India, April 2015



## STATE ACTS AND POLICIES ... (1/4)

### New Industrial Policy, 2016

#### Objectives

- To attract large investments and generate high employment opportunities in the state for the production of goods as well as services.
- To ensure the upliftment of the weavers, artisans as well as traders across the handloom and handicrafts sector.

[Read more](#)

### New "Contractual" Recruitment Policy, 2015

#### Objectives

- Formulated to make appointments against gazetted and non-gazetted vacancies on contractual basis.

[Read more](#)

### Incentives for Development Large/Medium/Small Scale and Tiny Sector Industries

#### Objectives

- To catalyse the industrial development in Jammu & Kashmir, the state government has sanctioned incentives for the development of large/medium/small and tiny industries in the industrially backward areas of the state.

[Read more](#)

## STATE ACTS AND POLICIES ... (2/4)

### Group Janta Personal Accidental Insurance Policy, 2015

#### Objective

- Securing a policy for its employees to cover accidental deaths and disabilities under the scheme.

[Read more](#)

### Solar Power Policy for Jammu and Kashmir 2013

#### Objectives

- To promote the generation of green and clean power in the state using solar energy.
- To create environmental consciousness among citizens.

[Read more](#)

### Skill Development Policy 2012–17

#### Objectives

- To engage private players through initiatives such as 'Udaan' and 'Himayat'.
- To move from a state owned institutional framework to a larger non-Governmental effort.
- To triple the existing training facilities.

[Read more](#)

## STATE ACTS AND POLICIES ... (3/4)

### Securitisation and Reconstruction of Financial Assets and Enforcement of Securities (SARFAESI) Act

#### Objectives

- The Act is in final stage of processing.
- The Act aims to help banks in debt recovery, which would increase the credit-deposit ratio of banks.

[Read more](#)

### Policy for Development of Micro/Mini Hydro Power Projects 2011

#### Objective

- To attract investors for the development of the state's water resources in an environment friendly manner in order to provide a solution to the energy problems in remote and hilly areas, where extension of the grid system is unviable or uneconomical.

[Read more](#)

### The Jammu and Kashmir State Forest Policy 2011

#### Objectives

- To conserve forest resources for the ecosystem.
- To meet the population's need for forest produce.
- To alleviate poverty through developmental activities.

[Read more](#)

## STATE ACTS AND POLICIES ... (4/4)

### Jammu and Kashmir Water Resource Regularisation & Management Act 2010

#### Objectives

- To ensure judicious and optimum utilisation of the state's water resources.
- To advance reforms in the water sector.

[Read more](#)

### Sher-e-Kashmir Employment & Welfare Programme for the Youth 2009

#### Objective

- To address issues related to unemployment among the state's educated youth.

[Read more](#)

### Jammu & Kashmir IT Policy 2004

#### Objective

- To bring SMART governance in the state by using IT in the Government processes.
- To increase the use of IT in all sectors and make it a sunrise industry.
- To encourage and accelerate investments and growth in IT hardware, software, internet, training, IT-enabled services, telecom, e-commerce and related sectors in the state.

[Read more](#)

## ANNEXURE

### Average exchange rates

Fiscal Year	INR equivalent of one US\$
2004-05	44.81
2005-06	44.14
2006-07	45.14
2007-08	40.27
2008-09	46.14
2009-10	47.42
2010-11	45.62
2011-12	46.88
2012-13	54.31
2013-14	60.28
2014-15	60.28
2015-16	65.46
2016-17E	67.23

Source: Reserve Bank of India



## DISCLAIMER

India Brand Equity Foundation (IBEF) engaged TechSci to prepare this presentation and the same has been prepared by TechSci in consultation with IBEF.

All rights reserved. All copyright in this presentation and related works is solely and exclusively owned by IBEF. The same may not be reproduced, wholly or in part in any material form (including photocopying or storing it in any medium by electronic means and whether or not transiently or incidentally to some other use of this presentation), modified or in any manner communicated to any third party except with the written approval of IBEF.

This presentation is for information purposes only. While due care has been taken during the compilation of this presentation to ensure that the information is accurate to the best of TechSci and IBEF's knowledge and belief, the content is not to be construed in any manner whatsoever as a substitute for professional advice.

TechSci and IBEF neither recommend nor endorse any specific products or services that may have been mentioned in this presentation and nor do they assume any liability or responsibility for the outcome of decisions taken as a result of any reliance placed on this presentation.

Neither TechSci nor IBEF shall be liable for any direct or indirect damages that may arise due to any act or omission on the part of the user due to any reliance placed or guidance taken from any portion of this presentation.